

Rack Mount



Wall Mount



Expansion racks as slaves for additional analogue a/b and digital extensions.

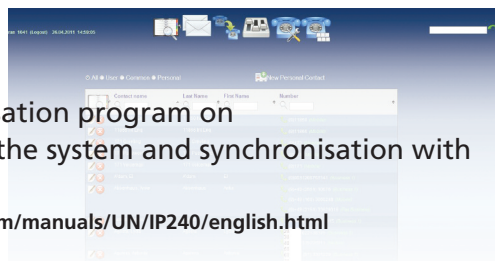
Up to 240 users: all public network access is via the Master.

- Assign IP Registration names and PINs on the Master **IP Phone Registration** page for all Slave extension users.
- Enter the IP address of the Master at each Slave's **IP addresses** page.
- Register Slave extensions with the Master system, by programming the Slave's **Extension registration** page.

User Portal

Install the Communicator synchronisation program on the User PC for loading Contacts to the system and synchronisation with Gmail or Outlook.

- Download from: <http://www.mdsgateways.com/manuals/UN/IP240/english.html> and follow the Wizard.
- Associate the Communicator with an Extension on the PBX by entering the IP/URL address of the PBX, User Name and PIN.
- Use Import/Export page to download User Gmail or Outlook contacts to the PBX.
- Synchronise Contacts.
- Use the Communicator program to launch the User Portal.



OPERA 240

Default numbering for analogue/digital extensions and ISDN trunks



FIXED MODULE	Default Numbering		
	SLOT 1	SLOT 2	SLOT 3
FIXED MODULE Relays R1, R2 LAN Port SIP Trunks 8 x FXS 333-340 8 X IP Systemphones 101-108			
PRA PRA (Max. 2) ISDN 30	PRI 1	PRI 5	PRI 9
BRA 4 x BRA ISDN 2	T1-T4	T5-T8	T9-T12
FXS 8 x FXS Analogue a/b	101-108	109-116	117-124
Upn 8 x Upn Digital	101-108	109-116	117-124

Opera System Phones



Licences

- Networking of Multiple systems.
- Call recording.
- Conference bridges.
- Automated Attendant.
- Softphone registration.
- Downloadable Music on Hold.
- Voicemail.
- Additional users.
- Additional trunks.
- SIP phone LAN registration.

Complete product information:
<http://www.mdsgateways.com/manuals/UN/IP240/english.html>




MDS Gateways
 Clonsilla Business & Technology Park,
 Dublin 17,
 Ireland
www.mdsgateways.com
 Email: info@mdsgateways.com

Analogue Telephone Quick Reference Guide

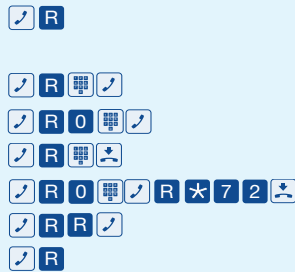
Make a call

- Internal call
- External call
- Redial



Handle a call

- Hold/Retrieve
- During a call, make a second call to :
 - an internal number
 - an external number
- Transfer internal
- Transfer external
- Toggle between calls
- Answer a waiting call




Conference



Forward

- Forward all calls to internal number
- Forward all calls to external number
- Forward all calls to voice mail
- Clear forward all calls
- Forward on busy
- Clear forward on busy
- Forward on No Answer Internal
- Forward No Answer External
- Clear Forward No answer



Show your number

Do NOT show your number



Call pick-up

Listen to voicemail (s)



Set-up problem solving flow chart for IP systems

